



MAZDA

MAZDA3

MAZDA3

# Artful Design

A bold new era has arrived. Born from our obsession to create beautiful vehicles. Expressed through our design language called Kodo: "Soul of Motion." Capturing movement, even at a standstill. Simplified essential characteristics that embrace the Japanese philosophy of "less is more." This compelling evolution in our design aesthetic pursues beauty through subtraction and purity. Reflections of light across its surface create more complex and intriguing shapes.

The Speed Form featured is a sculptural exploration done by the designers at Mazda. Created by the hands of master artisans, the piece conveys energy by eliminating all that is unnecessary, leaving only what is essential - becoming the inspiration for its final design stage: the all-new Mazda3.







The sporty liftback.



The sleek and elegant sedan.

## The New Era Begins

The all-new Mazda3 represents the beginning of a new era. A car that takes every element of design, performance and technology beyond anything that come before it.

Sporty curves elicit a sense of excitement and freedom in the liftback. Sleek and elegant proportions give the impression of a single, dignified brushstroke in the sedan. Both feature a perfectly crafted premium interior, cutting edge Skyactiv Technology and the latest in safety features. The result is an unparalleled connection to the road and the car.





# A Cabin That Pleases All the Senses

Every element of the all-new Mazda3 has been created with the intention to further strengthen the connection between car and driver. A 'less is more' approach has been followed to develop a cabin that is as beautiful as it is functional. Every aspect of the cockpit is laid out in perfect horizontal symmetry with the driver in the center. Every consideration has been made so the Mazda3 feels as if it were built just for you.



The next generation Mazda Connect system adopts an 8.8-inch widescreen display.



With Apple CarPlay® and Android Auto®, you can easily access your compatible smartphone's contacts, music and more at the touch of a button.



Active Driving Display is projected onto the windscreen in full colour, displaying trip information in your line of sight.



The new seats are shaped to maintain an upright position for your spine and support its natural S-shape curve. Creating a oneness between you and your vehicle. Seamless connections that help you engage with the moment. To leave you feeling as though your Mazda is an extension of your body.





### SKYACTIV-VEHICLE ARCHITECTURE

With our revolutionary Skyactiv technologies, redesigned from scratch to provide breakthrough performance, Mazda has consistently aimed to provide the joy of 'Jinba-Ittai' driving.

Now we have developed our next-generation Skyactiv-Vehicle Architecture that focuses on the human-centered design philosophy. The new vehicle architecture coupled with award winning powertrains provide effortless responsive driving that is in perfect harmony with the driver's intention, creating the ultimate 'Jinba-Ittai' driving feel.


### SKYACTIV TECHNOLOGY



**SKYACTIV-G**  
New generation petrol engine with improved fuel efficiency and torque.



**SKYACTIV-BODY**  
Light, rigid and robust body that ensures safe and joyful driving.




**SKYACTIV-DRIVE**  
Ideal transmission designed for smooth driving and efficiency.



**SKYACTIV-CHASSIS**  
Lightweight chassis that delivers driving pleasure and comfort.

## Engineered To Exhilarate

The strict adherence to the philosophy of 'Jinba-ittai', the sense of car and driver as one, has created a driving experience that's truly next generation. The newly developed G-Vectoring Control Plus (GVC Plus) offers unprecedented levels of confidence-inspiring controllability, while Skyactiv-G petrol engines deliver exhilarating performance.





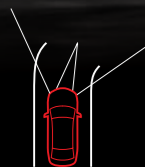
# The Evolution Of Safety

True peace of mind is at the forefront of the all-new Mazda3. A higher concentration of ultra-high tensile steel reinforces the chassis, while a newly developed knee airbag for the driver's seat is not only a first for Mazda, but comes as standard equipment. Paired with the latest in advance safety technology - i-Activsense, the all-new Mazda3 takes safety to another level.



## i-ACTIVSENSE\*

### Adaptive Front-lighting System (AFS)



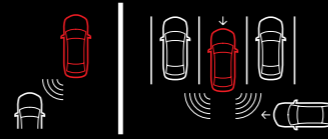
As you turn in a corner, the headlights pivot in the direction of your turn and improve visibility.

### High Beam Control (HBC)



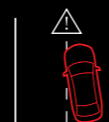
HBC helps the driver see better at night by maximizing opportunities to use the high beams.

### Blind Spot Monitoring (BSM) Rear Cross Traffic Alert (RCTA)



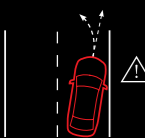
By scanning blind spots behind your vehicle, sensors detect unseen vehicles to alert you during lane change or reversing.

### Lane Departure Warning System (LDWS)



LDWS monitors road markings and alerts you if you are straying from your lane when travelling over 65km/h.

### Lane-Keep Assist System (LAS)



LAS adds to the LDWS by performing minor steering corrections to re-center the vehicle in its lane upon sensing an unintentional lane departure.

### Driver Attention Alert (DAA)



The system activates at speeds above 65 km/h and begins to "learn" the driver's habits, then alerts the driver before fatigue becomes a factor.

### Smart Brake Support (SBS) Front & Rear



SBS aims to help the driver avoid or reduce the severity of frontal collisions (between 15 - 145 km/h), by automatically applying the brakes if there is a danger of collision.

### Mazda Radar Cruise Control (MRCC)




MRCC adjusts your speed to maintain a safe distance from the car ahead, and is able to bring you to a complete stop and take off again.

\*Available on High Plus models only. These systems are not a replacement for safe and attentive driving. Please drive carefully at all times and do not rely on technology to prevent an accident.

# MAZDA3 TECHNICAL SPECIFICATIONS

Variant	LIFTBACK	LIFTBACK (High Plus)	SEDAN	SEDAN (High)	SEDAN (High Plus)
Engine Type	SKYACTIV-G 1.5L	SKYACTIV-G 2.0L	SKYACTIV-G 1.5L	SKYACTIV-G 2.0L	
● equipped — not available					
Powertrain	DOHC 16-Valve 4 Cylinder				
Type	DOHC 16-Valve 4 Cylinder				
Displacement	cc	1,496	1,998	1,496	1,998
Maximum Power	Hp / rpm	118/6,000	162/6,000	118/6,000	162/6,000
Maximum Torque	Nm / rpm	153/4,000	213/4,000	153/4,000	213/4,000
Compression Ratio		14.0 : 1	13.0 : 1	14.0 : 1	13.0 : 1
Drivetrain	SKYACTIV DRIVE 6-Speed Automatic with Manual Shift Mode				
Fuel Type	Petrol				
Recommended Fuel	Min. Ron95				
Fuel System	Direct Injection				
Fuel Tank Capacity	L				
Chassis	51				
Steering Type	Electronic Power Assisted Steering ( EPAS )				
Accelerator Pedal	Organ Type				
Parking Brake	Electronic Parking Brake				
Suspension Type	MacPherson Struts / Torsion Beam				
Brake Type	Ventilated Discs / Solid Discs				
Tyre Size	205/60R16	215/45R18	205/60R16	215/45R18	
<b>Dimensions</b>					
Overall Length x Width x Height (mm)	4,460 x 1,795 x 1,435			4,660 x 1,795 x 1,440	
Wheelbase (mm)				2,725	
Curb Weight (kg)	1,368	1,400	1,361	1,402	1,402
<b>Exterior</b>					
LED Front Headlights with Auto Levelling	● w/ Signature Illumination		● w/ Signature Illumination		
Daytime Running Lights	Bulb	LED	Bulb	Bulb	LED
LED Taillights	● w/ Signature Illumination		● w/ Signature Illumination		
Front Headlights Auto On / Off Function	●		●		
Variable Intermittent Windshield Wipers with Rain Sensing	●		●		
Mazda Advanced Keyless Entry	-		-		
Sunroof with Sliding & Tilt Glass	-		-		
<b>Interior</b>					
Engine Start / Stop Button	●		●		
Colour Windshield-Projection Active Driving Display	●		●		
7" Colour TFT LCD Multi-Info Display	●		●		
8.8" Mazda Connect Infotainment System with Multi-Function Commander Control & Voice Command	●		●		
Apple CarPlay® & Android Auto® Function**	●		●		
Audio Speakers			8 Speakers		
Leather Steering Wheel (Tilt & Telescopic) with Audio, Bluetooth® Hands-Free & Cruise Control Switches	●		●		
Paddle Shifters	-		-		
One-Touch Power-Folding Wing Mirrors with Integrated Turn Signal & Auto Fold Function	●		●		
Auto Dimming Rear View Mirror	● (Frameless)		● (Frameless) ● (Frameless)		
Reverse Camera with Guide Lines	●		●		
Sport Mode Drive Selection Switch	●		●		
Dual-Zone Auto Climate Control	Manual		Manual		
10-Way Power Adjustment (Driver Side Only) - Tilt, Lift, Lumbar, Slide & Recline with 2-Position Memory Function	Manual Adjustment		Manual Adjustment		
<b>Advanced Technologies</b>					
Mazda i-Stop Idling Technology	●		●		
Mazda G-Vectoring Control Plus Technology (GVC Plus)	●		●		
<b>Standard Safety Technologies</b>					
7 SRS Airbags (Front Driver & Passenger, Side, Curtain and Driver Knee)	●		●		
Anti-Lock Braking System (ABS), Dynamic Stability Control (DSC)	●		●		
Electronic Brake-Force Distribution (EBD), Emergency Brake Assist (EBA)	●		●		
Traction Control System (TCS), Emergency Stop Signal (ESS), Hill Launch Assist (HLA)	●		●		
Walk Away Lock	-		-		
Engine Immobilizer Anti-theft System	●		●		
Seatbelts (with Front Pretensioners, Load Limiter & Height Adjustable Anchorage)	●		●		
ISOFIX Child Seat Anchors	●		●		
<b>Advanced Safety Technologies - i-ACTIVSENSE</b>					
Adaptive Front-Lighting System (AFS), High Beam Control (HBC)	-		-		
Blind Spot Monitoring (BSM) & Rear Cross Traffic Alert (RCTA)	●		●		
Lane Departure Warning System (LDWS), Lane-Keep Assist System (LAS) & Driver Attention Alert (DAA)	-		-		
Smart Brake Support (SBS) - Front & Rear	-		-		
Mazda Radar Cruise Control (MRCC)	-		-		

# Exterior Colours



**5 YEARS WARRANTY**  
**5 YEARS FREE MAINTENANCE**  
 including labour, parts and lubricants\*


\*5 years manufacturer warranty, or first 100,000km whichever comes first. 5 years free scheduled maintenance, or first 100,000km whichever comes first. Terms & conditions apply.

\*\*Android Auto will be available upon official launch of service in Malaysia.

All images shown are for illustration purposes only. Colours and specifications shown may vary from the actual vehicles. Specifications may subject to change without prior notice.



# ZOOM-ZOOM

[WWW.MAZDA.COM.MY](http://WWW.MAZDA.COM.MY) |  MAZDA MY | MAZDA ZOOM-ZOOM LINE: 1800-22-8080